

**Bushey Road  
Raynes Park, SW20 8DG**

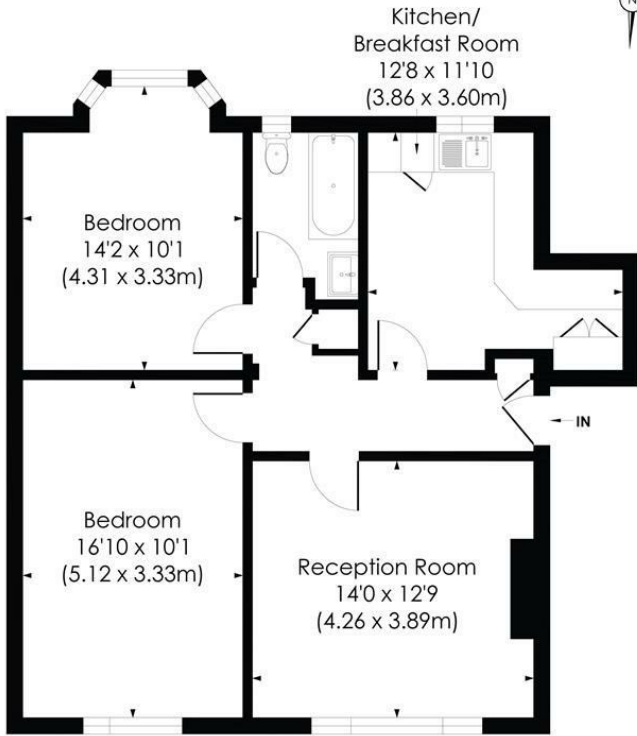
**£425,000 Leasehold**



**This superb 762 sqft TWO DOUBLE BEDROOM, first floor "Art Deco" Apartment has a larger than average kitchen, modern bathroom and spacious reception room. Located in a sought after development close to both Raynes Park, Wimbledon Chase and David Lloyd Heath Centre. An excellent first/second time purchase or buy to let investment. No Onward Chain.**

**BUSHEY ROAD, SW20**

Approx. Gross Internal Floor Area  
**767 Sq. ft/71.30 Sq. m**



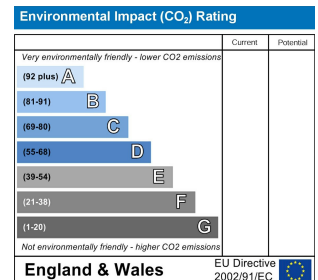
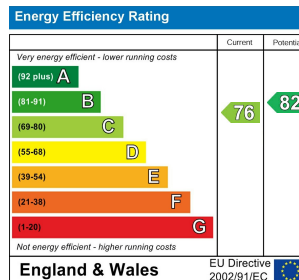
FIRST FLOOR



© Pixangle Property Marketing Ltd. info@pixangle.com Tel: 0208 870 2118

**pixangle** PROPERTY MARKETING  
 This floor plan has been prepared for the purpose of illustration only in accordance with the latest RICS code of measuring practice and is not to scale. All measurements and areas are approximate and whilst every effort has been made to ensure the accuracy of the plan contained here, no responsibility is taken for any error, omission or misstatement.

- Two Double Bedroom - 762 sqft
- First Floor "Art Deco" Apartment
- Sought After Development with Residents Parking
- Communal Gardens
- Close to Raynes Park and Wimbledon Chase Stations
- Larger Than Average Kitchen
- Modern Bathroom
- No Onward Chain
- EPC - C
- Council Tax Band - C



**For Free Mortgage Quote and Best Mortgage Rates, call Ellisons Mortgage Advisor on 0208 944 9595**



Although these particulars are believed to be correct, their accuracy is not guaranteed and they do not form part of any contract.

**Celebrating 30 years of successful Sales and Lettings in Merton**

